

Electric Strikes

GK140/145 Series

Flexible Application, Preload Solution



The GK140/145 series European electric strike has a robust stainless steel construction and **preload release** function. It is designed for use on right/left hand doors and supplied with a reversible faceplate that accommodates more applications.

Standard Features

- Stainless steel construction
- Static strength 1,500 lbs (680Kg)
- Up to 300 lbs (136Kg) of preload
- Fail-secure
- Handed (For strike body)
- Endurance over 250,000 cycles
- Works with cylindrical locksets or European mortise latches
- Optional latch / door status monitor
- Adjustable keeper (For GK145 only)
- Easy-to-connect terminal block

Preload

The GK140/145 opens electrically with up to **300 lbs.(136kg)** of preload applied to the keeper. Door preload is a common condition caused by air-conditioning pressure, warped doors, or heavy weatherstripping. A serious preload condition causes the electric strike to malfunction.

Non-Handed Faceplate (Included)

- Reversible for right or left handed installation
- Stainless steel finish, 25 mm wide for narrow stile doors
- Round or square corner option

GK140/145 Series European Electric Strikes

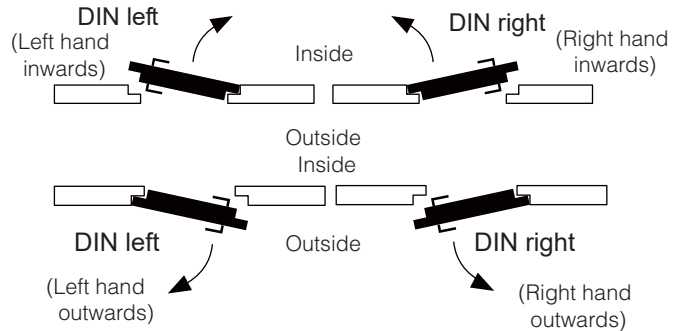
Models	Voltage (VDC)	Latch Throw (mm)	Preload (Side Load) 300 lbs.	Mode	Plug-in Terminal Block	Adjustable Keeper	Latch Monitor	Handed	Reversible faceplate
GK140	12 or 24	15	●	Fail-secure	●	—	—	●	●
GK140M							●		
GK145	12 or 24	11	●	Fail-secure	●	●	—	●	●
GK145M							●		

*Specify handing (-**R** right hand or -**L** left hand) and voltage (-**12** 12VDC or -**24** 24VDC) when ordering.

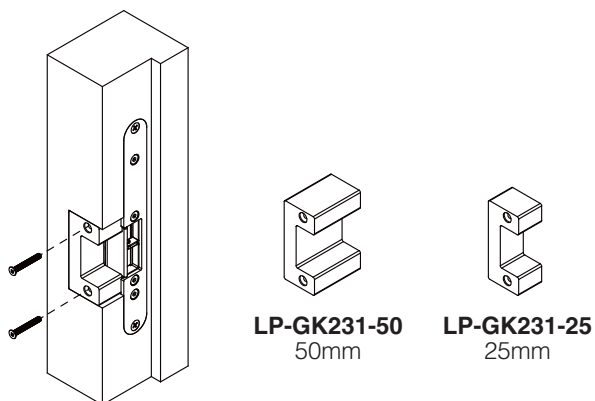
Handing of Door

Door handing is determined from the side of the door where the hinges are visible, according to the German standard DIN 107.

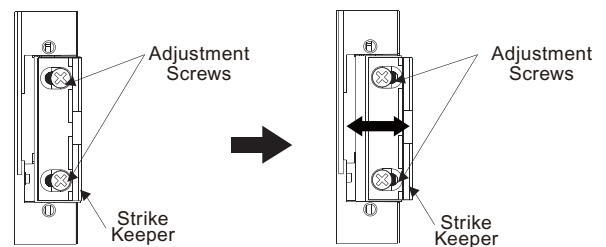
Stand facing the door on the hinge/pull side. If the hinge is on the right, the door is considered to be DIN right. If the hinge is on the left, then the door is considered to be DIN left.



Optional Lip Extensions



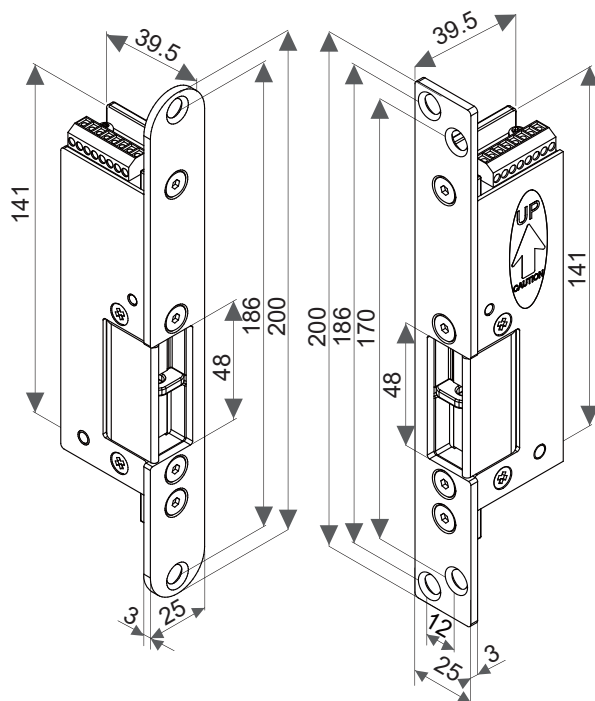
Adjustable Keeper (For GK145 Only)



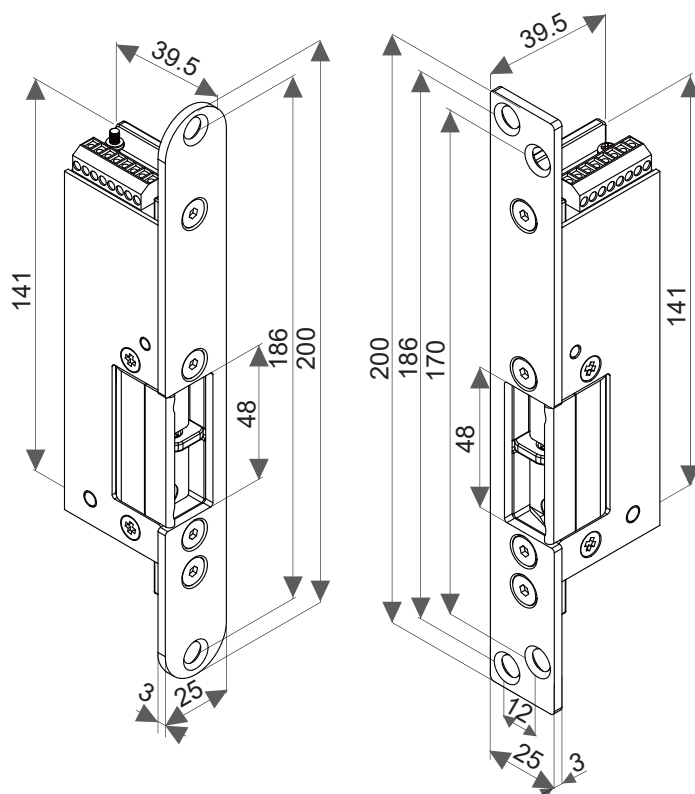
The keeper can be moved horizontally to compensate for installation difficulties such as warped doors. (Maximum adjustable range: 3mm)

Dimensions

GK140



GK145



Unit: mm

Warranty

The product is warranted against defects in material and workmanship while used in normal service for a period of 3 years from the date of sale to the original client. The GEM policy is one of continual development and improvement; therefore GEM reserves the right to change specifications without notice.